

LUXPOWER® SERIES 6



645-665W Mono BIFACIAL DG 132 Half-Cell Layout M12/210mm Cell



Bifacial Cell
Module Technologies



Gallium-doped Technology



Half Cut Cell Technology



Anti-PID
Low LID
Performance

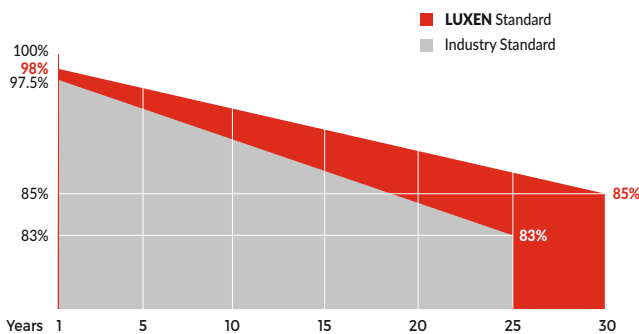


Less Hot Spot
Shading Effects



Enduring High
Reliability & Performance

Linear Performance Warranty



* LUXEN PERC: Standard warranty 12 years, can be extended up to 15 years.

Insured By



Comprehensive Certificates

- ISO9001:2015 QMS
- ISO14001:2015 EMS
- ISO45001:2018 OHSMS
- IEC61215/IEC61730 Standard Quality
- IEC61701/IEC62716 Salt/Mist/Ammonia Tests



LUXEN SOLAR ENERGY CO., LTD.

Operational HQ: Vienna Technology Center, Christine-Touaillon-Strasse 11/2.01, 1220 Vienna, Austria

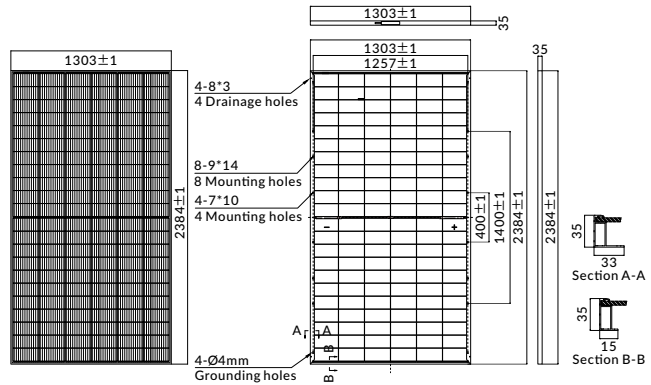
Production HQ: No.1, Haiyue Road, Nantong, Jiangsu, 226000, China

europa@luxensolar.at

www.luxensolar.com

MECHANICAL CHARACTERISTICS

Solar Cells	Mono
No. of Cells	132 (6x22)
Dimensions	2384 x 1303 x 35mm
Weight	38.5kg
Front Glass	2.0mm coated semi-tempered glass
Back Glass	2.0mm semi-tempered glass
Junction Box	Ip68 rated (3 by pass diodes)
	4.0mm ²
Output Cables	300mm (+) / 300mm (-)
	Length can be customized
Connectors	Mc4 compatible
Mechanical load test	5400Pa



ELECTRICAL PARAMETERS

POWER CLASS	LNET-645MD		LNET-650MD		LNET-655MD		LNET-660MD		LNET-665MD	
	STC	NMOT	STC	NMOT	STC	NMOT	STC	NMOT	STC	NMOT
Maximum power (Pmax)	645W	488W	650W	492W	655W	496W	660W	500W	665W	504W
Open Circuit Voltage (Voc)	45.10V	42.54V	45.27V	42.76V	45.45V	42.98V	45.63V	43.20V	45.80V	43.42V
Short Circuit Current (Isc)	18.25A	14.74A	18.30A	14.78A	18.35A	14.82A	18.40A	14.86A	18.45A	14.90A
Voltage at Maximum power (Vmpp)	37.61V	34.88V	37.79V	35.07V	37.97V	35.25V	38.15V	35.44V	38.33V	35.62V
Current Maximum Power (Impp)	17.15A	13.99A	17.20A	14.03A	17.25A	14.07A	17.30A	14.11A	17.35A	14.15A
MODULE EFFICIENCY (%)	20.76%		20.92%		21.09%		21.25%		21.41%	

STC: Irradiance 1000W/m², cell temperature 25°C, AM1.5G NMOT: Irradiance 800W/m², ambient temperature 20°C, wind speed 1m/s, AM1.5G

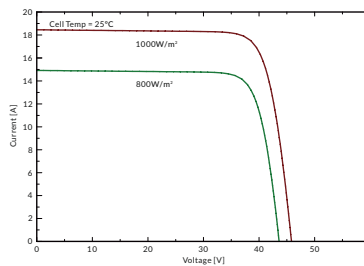
BIFACIAL OUTPUT-REARSIDE POWER GAIN

		LNET-645MD	LNET-650MD	LNET-655MD	LNET-660MD	LNET-665MD
5%	Maximum power (Pmax)	677W	683W	688W	693W	698W
	Module Efficiency STC (%)	21.80%	21.97%	22.14%	22.31%	22.48%
15%	Maximum power (Pmax)	742W	748W	753W	759W	765W
	Module Efficiency STC (%)	23.88%	24.06%	24.25%	24.43%	24.62%
25%	Maximum Power (Pmax)	806W	813W	819W	825W	831W
	Module Efficiency STC (%)	25.95%	26.16%	26.36%	26.56%	26.76%

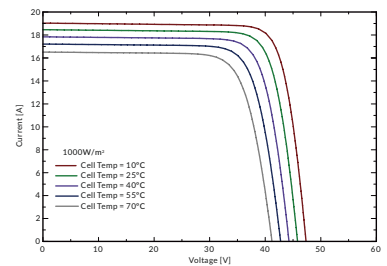
PACKING CONFIGURATION

Container	40'HQ
Pieces per pallet	32
Pallets per container	18
Pieces per container	576

I-V CURVE



LNET-665MD/I-V



OPERATING CHARACTERISTICS

Operating Module Temperature	-40°C to +85°C
Maximum System Voltage	1500 DC (IEC)
Maximum Series Fuse Rating	35A
Power Tolerance	0/+5W

TEMPERATURE CHARACTERISTICS

Nominal Operating Temperature (NMOT)	43±2°C
Temperature Coefficient of Pmax	-0.34%/°C
Temperature Coefficient of Voc	-0.25%/°C
Temperature Coefficient of Isc	+0.04%/°C

Note: The specifications, data and technical characteristics provided in this data sheet are subject to changes due to continuous R&D, product innovation and improvement. LUXEN SOLAR reserves the right to modify the information any time without prior notice.