


LUXPOWER® SERIES N6



680-700W Mono BIFACIAL DG
 132 Half-Cell Layout
 M12/210mm N-TOPCon Cell



LECO N-TOPCon Cell Technology



SMBB Half Cut Cell Technology



Bifacial Cell Module Technologies



Excellent Anti-PID Low LID Performance

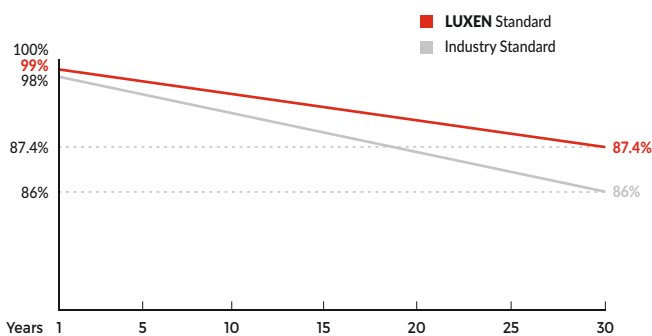


Less Hot Spot Shading Effects



Higher Power Output Lower BOS & LCOE

Linear Performance Warranty



* LUXEN TOPCon: Standard warranty 15 years, can be extended up to 20 years.

Insured By



Comprehensive Certificates

- ISO9001:2015 QMS
- ISO14001:2015 EMS
- ISO45001:2018 OHSMS
- IEC61215/IEC61730 Standard Quality
- IEC61701/IEC62716 Salt/Mist/Ammonia Tests



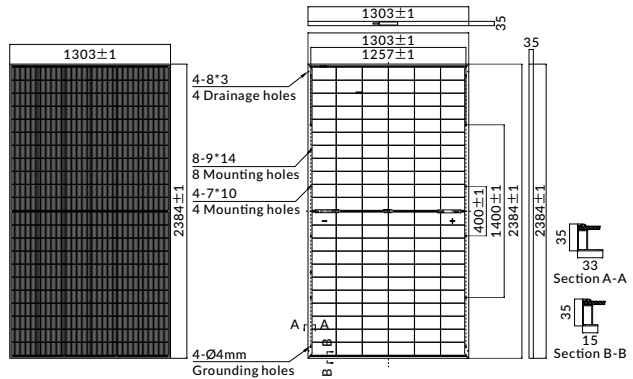
LUXEN SOLAR ENERGY CO., LTD.

Operational HQ: Vienna Technology Center, Christine-Touaillon-Strasse 11/2.01, 1220 Vienna, Austria
 Production HQ: No.1, Haiyue Road, Nantong, Jiangsu, 226000, China
 europe@luxensolar.at

www.luxensolar.com

MECHANICAL CHARACTERISTICS

Solar Cells	N-type Mono
No. of Cells	132 (6x22)
Dimensions	2384 x 1303 x 35mm
Weight	38.5kg
Front Glass	2.0mm coated semi-tempered glass
Back Glass	2.0mm semi-tempered glass
Junction Box	Ip68 rated (3 by pass diodes)
	4.0mm ²
Output Cables	300mm (+) / 300mm (-)
	Length can be customized
Connectors	Mc4 compatible
Mechanical load test	5400Pa



ELECTRICAL PARAMETERS

POWER CLASS	LNET-680ND		LNET-685ND		LNET-690ND		LNET-695ND		LNET-700ND	
	STC	NMOT	STC	NMOT	STC	NMOT	STC	NMOT	STC	NMOT
Maximum power (Pmax)	680W	518W	685W	522W	690W	526W	695W	530W	700W	534W
Open Circuit Voltage (Voc)	47.83V	45.09V	48.02V	45.27V	48.22V	45.45V	48.42V	45.63V	48.61V	45.81V
Short Circuit Current (Isc)	18.18A	14.76A	18.22A	14.80A	18.26A	14.84A	18.30A	14.88A	18.34A	14.92A
Voltage at Maximum power (Vmpp)	39.56V	37.08V	39.78V	37.29V	40.00V	37.49V	40.22V	37.70V	40.44V	37.90V
Current Maximum Power (Impp)	17.19A	13.97A	17.22A	14.00A	17.25A	14.03A	17.28A	14.06A	17.31A	14.09A
MODULE EFFICIENCY (%)	21.89%		22.05%		22.21%		22.37%		22.53%	

STC: Irradiance 1000W/m², cell temperature 25°C, AM1.5G NMOT: Irradiance 800W/m², ambient temperature 20°C, wind speed 1m/s, AM1.5G

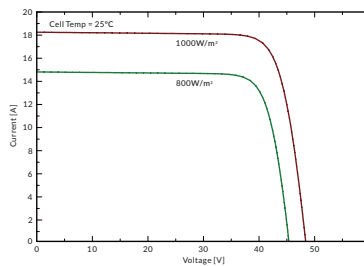
BIFACIAL OUTPUT-REARSIDE POWER GAIN

		LNET-680ND	LNET-685ND	LNET-690ND	LNET-695ND	LNET-700ND
5%	Maximum power (Pmax)	714W	719W	725W	730W	735W
	Module Efficiency STC (%)	22.99%	23.15%	23.32%	23.49%	23.66%
15%	Maximum power (Pmax)	782W	788W	794W	799W	805W
	Module Efficiency STC (%)	25.17%	25.36%	25.54%	25.73%	25.91%
25%	Maximum Power (Pmax)	850W	856W	863W	869W	875W
	Module Efficiency STC (%)	27.36%	27.56%	27.77%	27.97%	28.17%

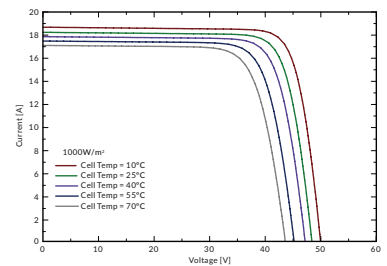
PACKING CONFIGURATION

Container	40'HQ
Pieces per pallet	32
Pallets per container	18
Pieces per container	576

I-V CURVE



LNET-690ND/I-V



OPERATING CHARACTERISTICS

Operating Module Temperature	-40°C to +85°C
Maximun System Voltage	1500 DC (IEC)
Maximun Series Fuse Rating	35A
Power Tolerance	0/+5W

TEMPERATURE CHARACTERISTICS

Nominal Operating Temperature (NMOT)	45±2°C
Temperature Coefficient of Pmax	-0.30%/°C
Temperature Coefficient of Voc	-0.24%/°C
Temperature Coefficient of Isc	+0.04%/°C

Note: The specifications, data and technical characteristics provided in this data sheet are subject to changes due to continuous R&D, product innovation and improvement. LUXEN SOLAR reserves the right to modify the information any time without prior notice.