

LUXNERI® SERIES **N**5

430-450W Mono

96 Half-Cell Layout
FULL BLACK BIFACIAL DG
 G12R N-TYPE Cell




LECO N-TYPE Cell Technology



SMBB Half Cut Cell Technology



Bifacial Cell Module Technologies



Excellent Anti-PID Low LID Performance

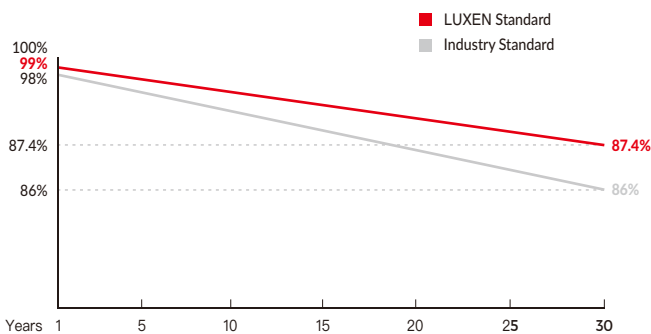


Less Hot Spot Shading Effects



Higher Power Output Lower BOS & LCOE

Linear Performance Warranty



* LUXEN TOPCon: Standard warranty 15 years, can be extended up to 20 years.

Insured By



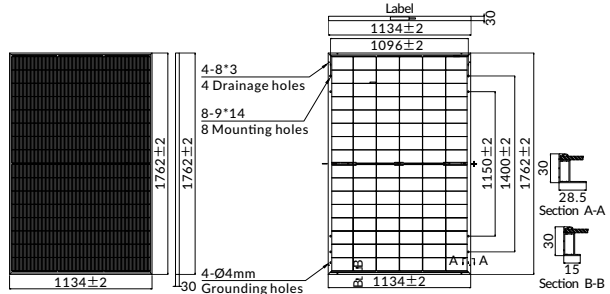
Comprehensive Certificates

- ISO9001:2015 QMS
- ISO14001:2015 EMS
- ISO45001:2018 OHSMS
- IEC61215/IEC61730 Standard Quality
- IEC61701/IEC62716 Salt/Mist/Ammonia Tests



MECHANICAL CHARACTERISTICS

Solar Cells	N-type Mono
No. of Cells	96 (6x16)
Dimensions	1762 x 1134 x 30mm
Weight	24.5kg
Front / Back Glass	2.0mm coated semi-tempered glass
Frame	Anodized aluminium alloy (reinforced high-load optional)
Junction Box	Ip68 rated (3 by pass diodes)
Output Cables	4.0mm ²
	1200mm (+) / 1200mm (-)
Connectors	Length can be customized
	Mc4 compatible
Mechanical load test	Front 5400Pa / Rear 2400Pa



ELECTRICAL PARAMETERS

POWER CLASS	LNDX-430ND		LNDX-435ND		LNDX-440ND		LNDX-445ND		LNDX-450ND	
	STC	NMOT	STC	NMOT	STC	NMOT	STC	NMOT	STC	NMOT
Maximum power (Pmax)	430W	322W	435W	326W	440W	330W	445W	334W	450W	338W
Open Circuit Voltage (Voc)	34.25V	32.08V	34.49V	32.33V	34.74V	32.58V	34.97V	32.82V	35.21V	33.07V
Short Circuit Current (Isc)	15.78A	12.62A	15.84A	12.67A	15.90A	12.72A	15.96A	12.77A	16.02A	12.82A
Voltage at Maximum power (Vmpp)	29.21V	27.34V	29.43V	27.57V	29.65V	27.80V	29.87V	28.02V	30.08V	28.24V
Current Maximum Power (Impp)	14.72A	11.78A	14.78A	11.82A	14.84A	11.87A	14.90A	11.92A	14.96A	11.97A
MODULE EFFICIENCY (%)	21.52%		21.77%		22.02%		22.27%		22.52%	

STC: Irradiance 1000W/m², cell temperature 25°C, AM1.5G NMOT: Irradiance 800W/m², ambient temperature 20°C, wind speed 1m/s, AM1.5G

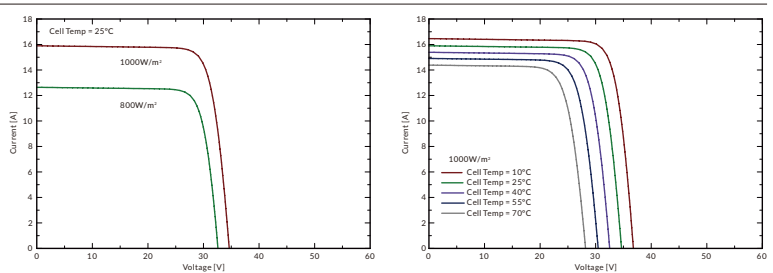
BIFACIAL OUTPUT-REAR SIDE POWER GAIN

		LNDX-430ND		LNDX-435ND		LNDX-440ND		LNDX-445ND		LNDX-450ND	
		5%	15%	25%	5%	15%	25%	5%	15%	25%	
Maximum power (Pmax)	452W	457W	462W	467W	473W						
Module Efficiency STC (%)	22.60%	22.86%	23.12%	23.38%	23.65%						
Maximum power (Pmax)	495W	500W	506W	512W	518W						
Module Efficiency STC (%)	24.75%	25.04%	25.32%	25.61%	25.90%						
Maximum Power (Pmax)	538W	544W	550W	556W	563W						
Module Efficiency STC (%)	26.90%	27.21%	27.53%	27.84%	28.15%						

PACKING CONFIGURATION

Container	40'HQ
Pieces per pallet	36
Pallets per container	26
Pieces per container	936

I-V CURVE



OPERATING CHARACTERISTICS

Operating Module Temperature	-40°C to +85°C
Maximum System Voltage	1500 DC (IEC)
Maximum Series Fuse Rating	30A
Power Tolerance	0/+5W

TEMPERATURE CHARACTERISTICS

Nominal Operating Temperature (NMOT)	45±2°C
Temperature Coefficient of Pmax	-0.29%/°C
Temperature Coefficient of Voc	-0.25%/°C
Temperature Coefficient of Isc	+0.045%/°C

Note: The specifications, data and technical characteristics provided in this data sheet are subject to changes due to continuous R&D, product innovation and improvement. LUXEN SOLAR reserves the right to modify the information any time without prior notice.